



Course Analysis - KV2935_1902 KV2935_1902(en) An Exciting Course 1,5 HP

Course analysis part 1

1.1 Course overview

Course name: KV2935_1902(en) An Exciting Course
Course code: KV2935_1902
Course instance code: 00001
School: KvKa Teamet
Department: KvKa Institutionen
Term: HT24
Examiners: Test Examiner 1 E-lärande
Course coordinator: Elisabet Lökvist
Teachers: Test Teacher 2 E-lärande, Oliver Andersson, Elisabet Lökvist
Number of registered students: 6
Part of program: dummyProgramCode
Examination modules: LAB1, TEN1
Intended learning outcomes: Bättre förståelse för hur systemet fungerar.

1.2 Reported examination modules and overall result of the course

1.2.1 LAB1

0 students with reported result

P	F
0 (0%)	0 (0%)

Teacher comment: Most students completed the labs without major difficulties. A few students struggled with the same section, indicating that the instructions there could be clarified. Overall, the results show a good understanding of the practical components.

1.2.2 TEN1

0 students with reported result

A	B	C	D	E	FX	F
0 (0%)	0 (0%)	0 (0%)	0 (0%)	0 (0%)	0 (0%)	0 (0%)

Teacher comment: The exam had a pass rate of 78%. The areas where most students struggled were the applied tasks, which aligns with the students' requests for more examples during the lectures. This is something we plan to continue working on for the next course offering.

1.2.3 Course result

0 students with reported result

A	B	C	D	E	FX	F
0 (0%)	0 (0%)	0 (0%)	0 (0%)	0 (0%)	0 (0%)	0 (0%)

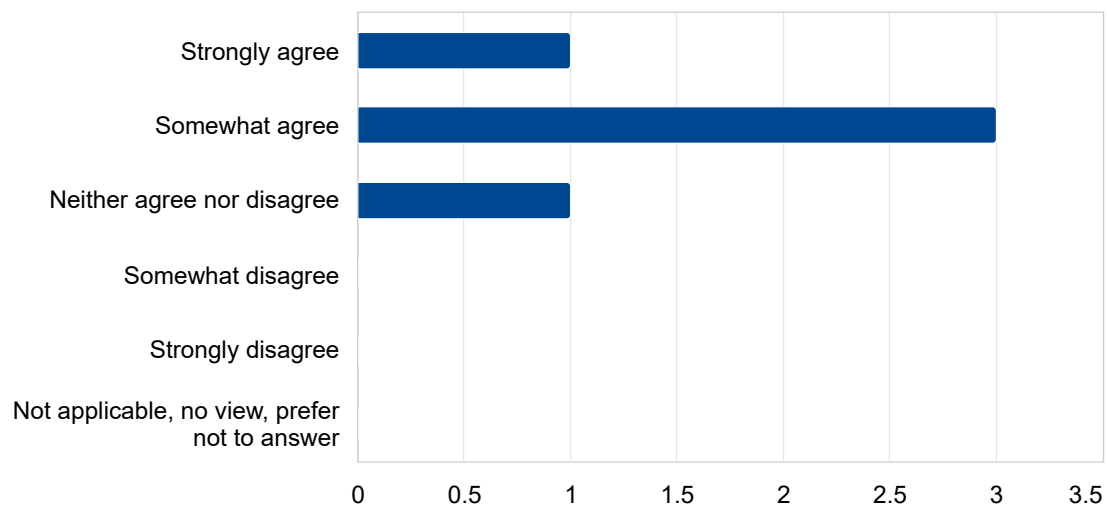
1.3 Course evaluation results

Number of Respondents: 6

Answer Count: 5

Answer Frequency: 83,33 %

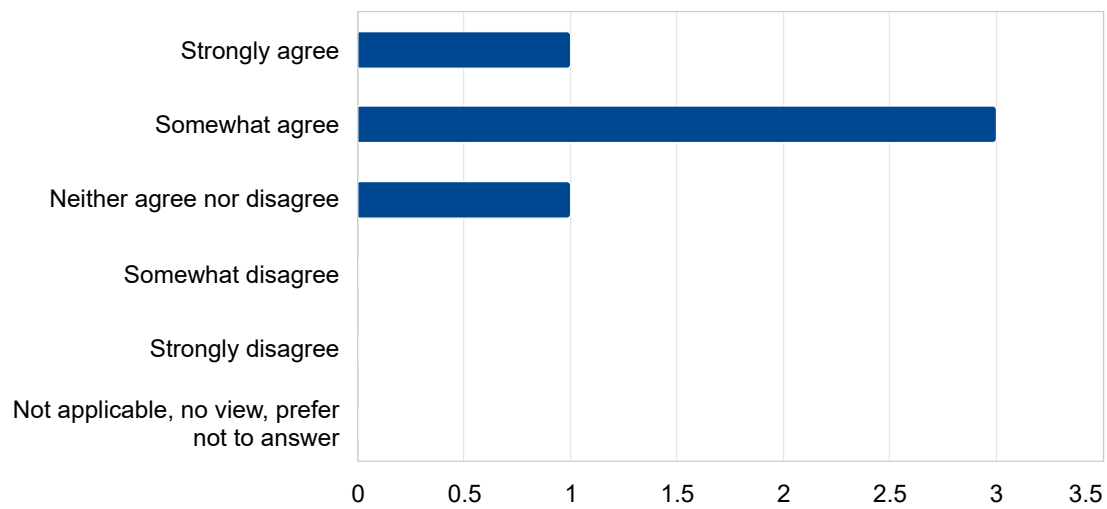
1. The course information was well organised, with clear learning objectives and expectations.



Mean	
The course information was well organised, with clear learning objectives and expectations.	4,0

The course information was well organised, with clear learning objectives and expectations.	Number of responses
Strongly agree	1 (20,0%)
Somewhat agree	3 (60,0%)
Neither agree nor disagree	1 (20,0%)
Somewhat disagree	0 (0,0%)
Strongly disagree	0 (0,0%)
Not applicable, no view, prefer not to answer	0 (0,0%)
Total	5 (100,0%)

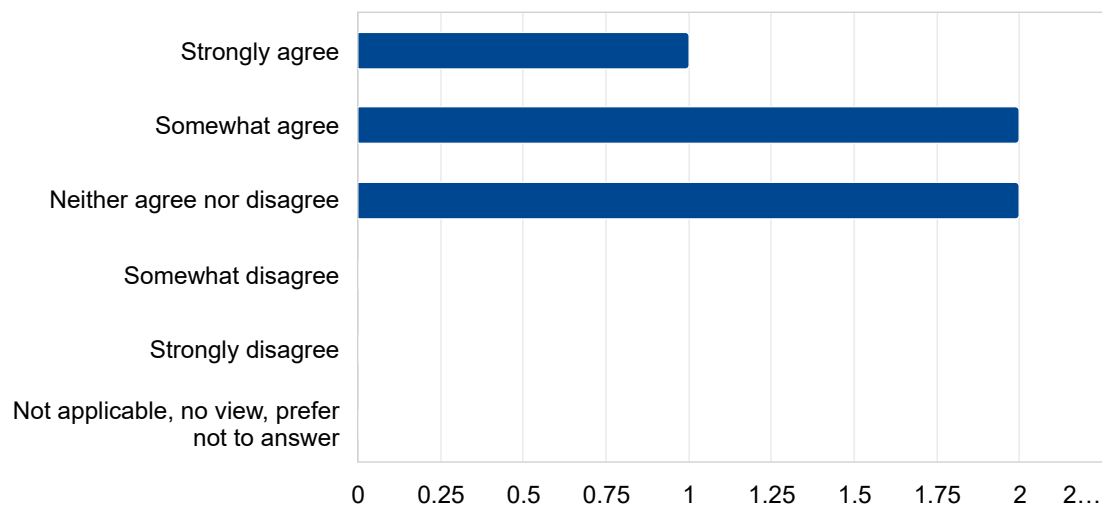
2. The course design provided good support for my learning.



Mean	
The course design provided good support for my learning.	4,0

The course design provided good support for my learning.	Number of responses
Strongly agree	1 (20,0%)
Somewhat agree	3 (60,0%)
Neither agree nor disagree	1 (20,0%)
Somewhat disagree	0 (0,0%)
Strongly disagree	0 (0,0%)
Not applicable, no view, prefer not to answer	0 (0,0%)
Total	5 (100,0%)

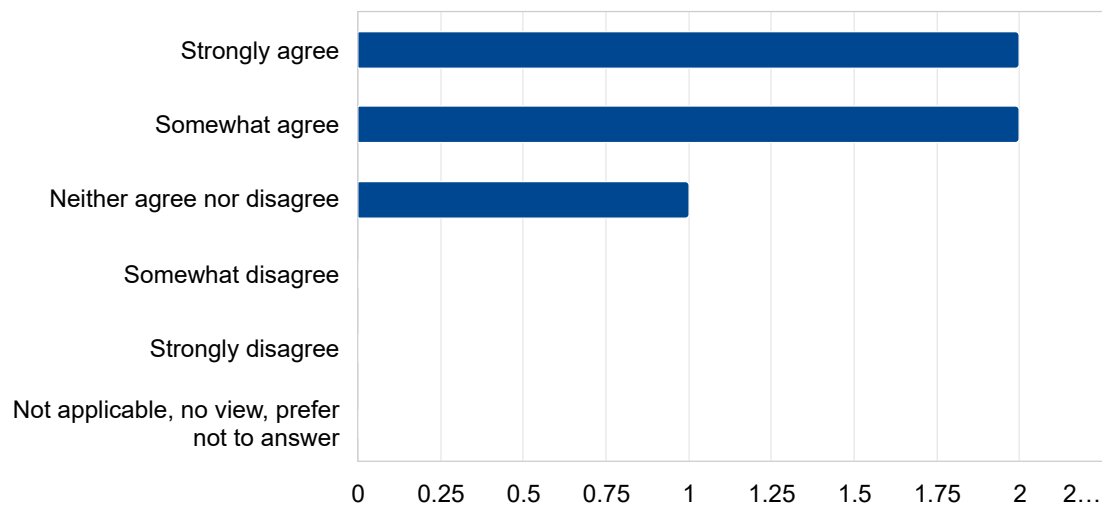
3. The course gave opportunities for monitoring my own progress and understand what I needed to do in order to succeed with the course.



Mean	
The course gave opportunities for monitoring my own progress and understand what I needed to do in order to succeed with the course.	3,8

The course gave opportunities for monitoring my own progress and understand what I needed to do in order to succeed with the course.	Number of responses
Strongly agree	1 (20,0%)
Somewhat agree	2 (40,0%)
Neither agree nor disagree	2 (40,0%)
Somewhat disagree	0 (0,0%)
Strongly disagree	0 (0,0%)
Not applicable, no view, prefer not to answer	0 (0,0%)
Total	5 (100,0%)

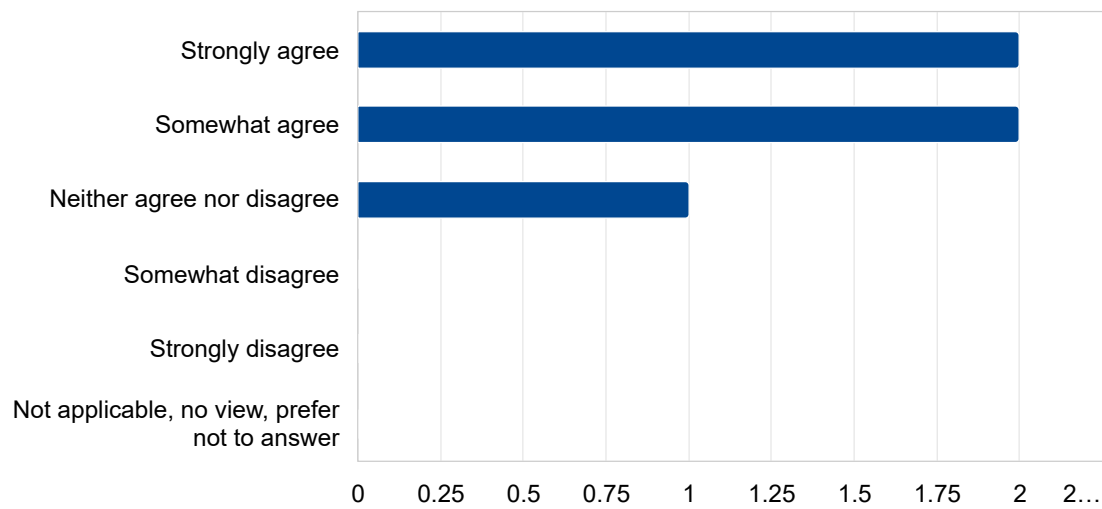
4. I participated actively in the different parts of the course and studied continuously.



Mean	
I participated actively in the different parts of the course and studied continuously.	4,2

I participated actively in the different parts of the course and studied continuously.	Number of responses
Strongly agree	2 (40,0%)
Somewhat agree	2 (40,0%)
Neither agree nor disagree	1 (20,0%)
Somewhat disagree	0 (0,0%)
Strongly disagree	0 (0,0%)
Not applicable, no view, prefer not to answer	0 (0,0%)
Total	5 (100,0%)

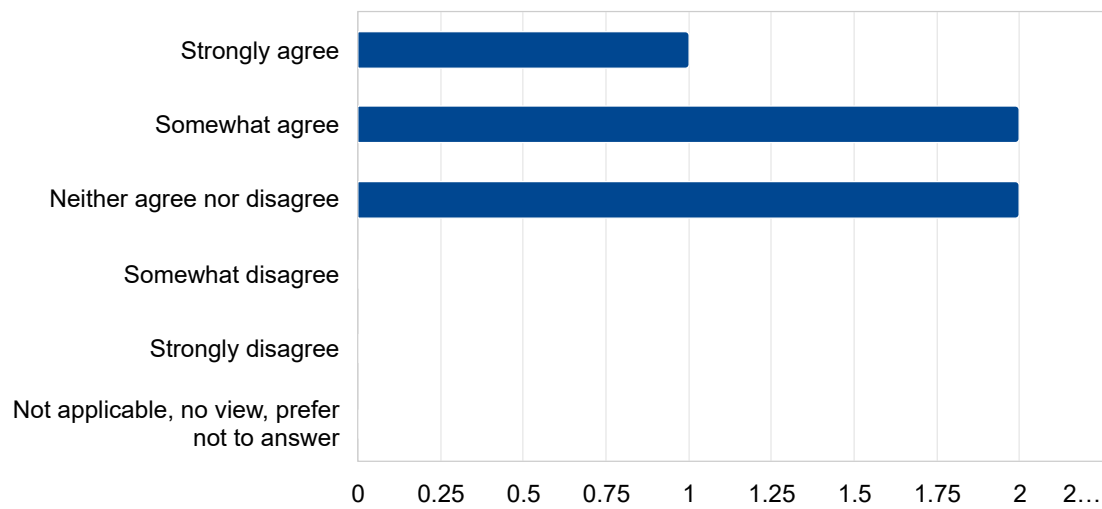
5. I felt included and respected in this class.



	Mean
I felt included and respected in this class.	4,2

I felt included and respected in this class.	Number of responses
Strongly agree	2 (40,0%)
Somewhat agree	2 (40,0%)
Neither agree nor disagree	1 (20,0%)
Somewhat disagree	0 (0,0%)
Strongly disagree	0 (0,0%)
Not applicable, no view, prefer not to answer	0 (0,0%)
Total	5 (100,0%)

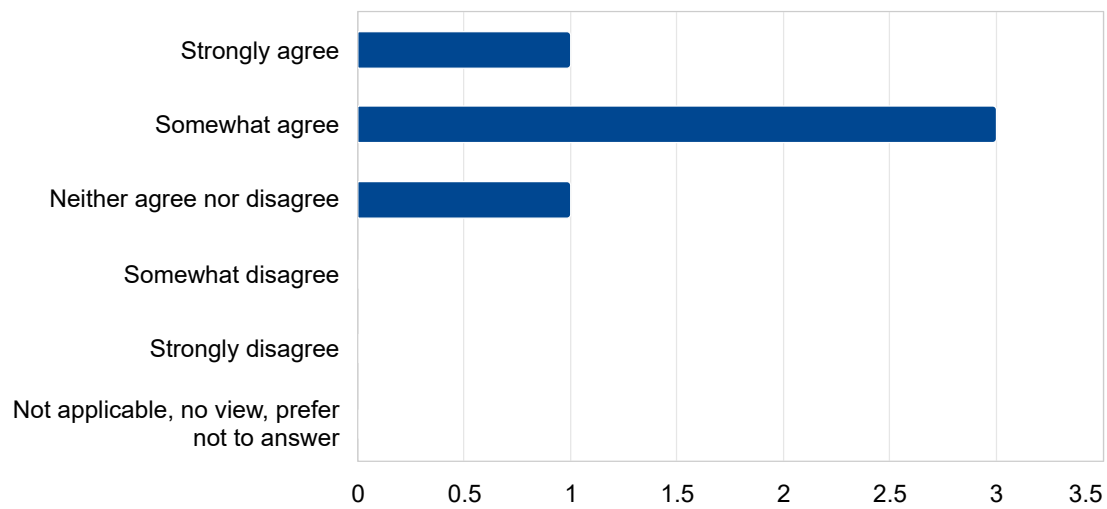
6. The course had reasonable scope and workload.



Mean	
The course had reasonable scope and workload.	3,8

The course had reasonable scope and workload.	Number of responses
Strongly agree	1 (20,0%)
Somewhat agree	2 (40,0%)
Neither agree nor disagree	2 (40,0%)
Somewhat disagree	0 (0,0%)
Strongly disagree	0 (0,0%)
Not applicable, no view, prefer not to answer	0 (0,0%)
Total	5 (100,0%)

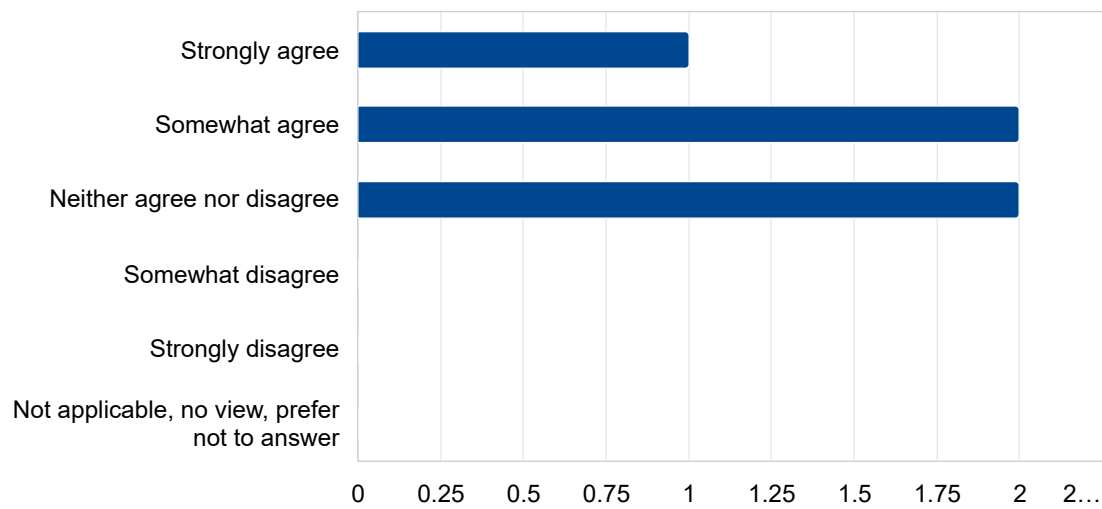
7. The assessment was meaningful.



Mean	
The assessment was meaningful.	4,0

The assessment was meaningful.	Number of responses
Strongly agree	1 (20,0%)
Somewhat agree	3 (60,0%)
Neither agree nor disagree	1 (20,0%)
Somewhat disagree	0 (0,0%)
Strongly disagree	0 (0,0%)
Not applicable, no view, prefer not to answer	0 (0,0%)
Total	5 (100,0%)

8. The course feels relevant and I have developed my competence.



Mean	
The course feels relevant and I have developed my competence.	3,8

The course feels relevant and I have developed my competence.	Number of responses
Strongly agree	1 (20,0%)
Somewhat agree	2 (40,0%)
Neither agree nor disagree	2 (40,0%)
Somewhat disagree	0 (0,0%)
Strongly disagree	0 (0,0%)
Not applicable, no view, prefer not to answer	0 (0,0%)
Total	5 (100,0%)

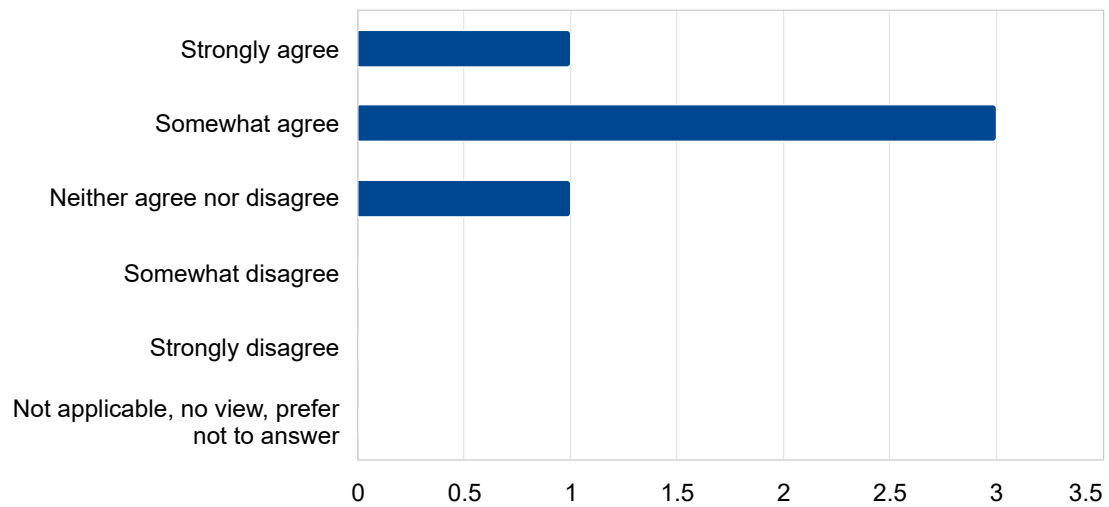
9. What has worked well in the course?

Free-text responses are not available in this report.

10. What can be developed in the course?

Free-text responses are not available in this report.

11. My overall impression of the course regarding both implementation and content is that it is good.



Mean	
My overall impression of the course regarding both implementation and content is that it is good.	4,0

My overall impression of the course regarding both implementation and content is that it is good.	Number of responses
Strongly agree	1 (20,0%)
Somewhat agree	3 (60,0%)
Neither agree nor disagree	1 (20,0%)
Somewhat disagree	0 (0,0%)
Strongly disagree	0 (0,0%)
Not applicable, no view, prefer not to answer	0 (0,0%)
Total	5 (100,0%)

2 Comments by the course coordinator

2.1 Changes made since previous course offering

For this course offering, we added a new module on sustainable development, which was introduced in the lectures and examined in the take-home exam. We also clarified the instructions for the lab work following previous feedback about uncertainties, and introduced optional Q&A sessions before the assignments were due.

2.2 Compilation of course evaluation results (e.g. course evaluation board, course meeting and free text survey responses)

Overall, students were satisfied with the course. In the course survey, students highlighted that the lectures were clear and that the supervision during the labs worked well. However, there was a wish for more examples during lectures and a clearer link between the lectures and the exam. During the course committee meeting, students also expressed a desire for the labs to be more closely connected to the theory covered in lectures.

2.3 Course coordinator's reflections on what has worked well and what can be developed in the course

The lectures have worked well, especially the sessions where we included interactive elements and examples. It was clear that student engagement increased during these occasions. The labs were carried out without major issues, but I see potential for improvement in linking them more closely to the theory and providing more examples of common mistakes. The exam also needs to be reviewed, particularly to ensure that the questions are better aligned with the intended learning outcomes.

2.4 Summary of changes introduced for upcoming course offering

- Improve lecture materials with more concrete examples.
- Clearer connection between the labs and lecture content.
- Revision of exam questions for better alignment with learning outcomes.
- Continued use of Q&A sessions, with extended time for student questions.